

6th

LEQ #14: What is one
way to protect your
files?

Protecting
your
information

Where do you put your personal items while at school?



Your locker



How do you know which locker
is yours?



The locker number



How do you keep people out of
your locker?



A lock



What do you use to get into your locker
while keeping other people out?



The combination

 My Pictures

 My Recent Documents

 Desktop

 My Documents

 My Pictures

 My Computer

 Local Disk (C:)

 DVD-RAM Drive (D:)

 Global on 'Admin-fs1\Data' (J:)

 Users on 'Student-fs1' (K:)

 Nurse on 'Admin-fs1' (N:)

 Tech on 'Admin-fs1' (Q:)

 Shared on 'Admin-fs1\Data' (S:)

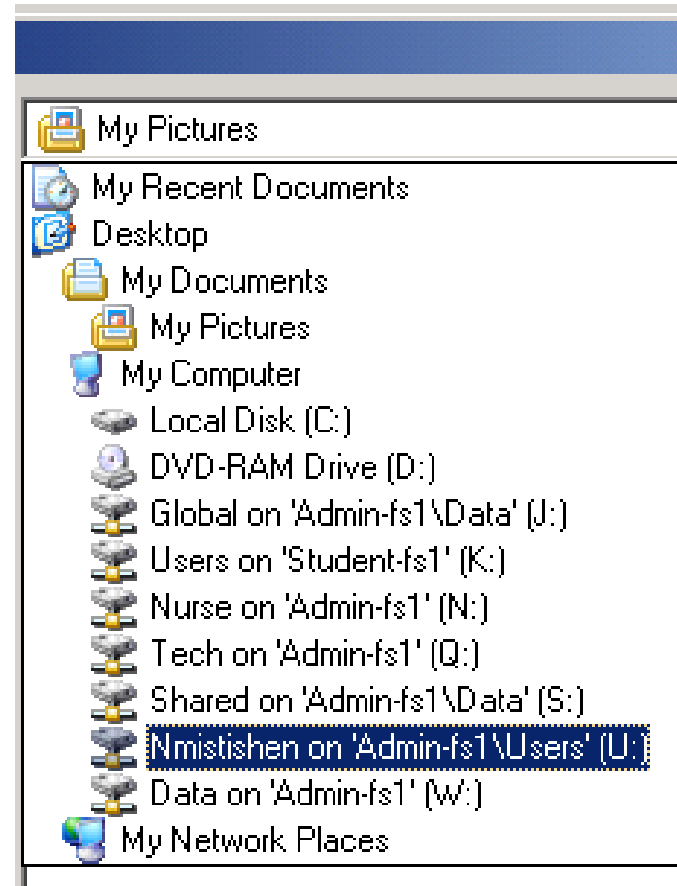
 Nmistishen on 'Admin-fs1\Users' (U:)

 Data on 'Admin-fs1' (W:)

 My Network Places



Your locker



Your student U: Drive directory



Your locker number

EGOREY19

Your student username
(First initial, last name, year to graduate)




Your lock combination

* * * * *

Your password

Student Usernames

- Students may only be logged on one computer at a time.
- If you are logged on a computer in another classroom, you will be locked out and unable to get on any other computer in the district.



Student Passwords


Video

[Cyberbullying:](#)

[Broken Friendship](#)

Student Passwords

- Only 3 people should know your password...
 - The computer teacher (and select other teachers)
 - The network administrator
 - you



Student Passwords

- Do not share your password with anyone!
- Anyone who knows your password can possibly...
 - Delete or destroy your files
 - Cause trouble and break district rules under your account
 - Lock you out of your account by logging on as you in another room




Student Passwords

- If you think someone knows your password, tell the computer teacher immediately, and a new password will be issued.



Student Passwords

- If you guess or misspell your password incorrectly 5 times in a day, your account will be locked out.



Student Passwords

- No, the computer teacher doesn't create the passwords.
- No, you can't request your own fashion-designer password.




Student Passwords

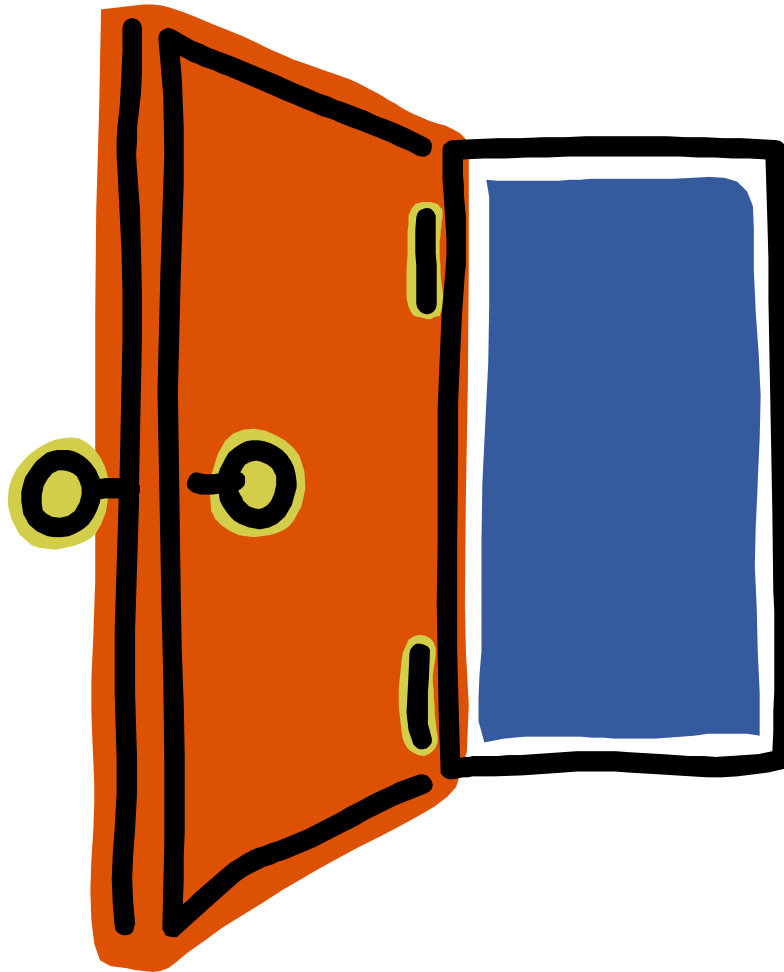
Always log off (or shut down) a computer when you are finished with it.

Do Not walk away from a computer that is logged on with your user name and password!

Student Passwords




Student Passwords

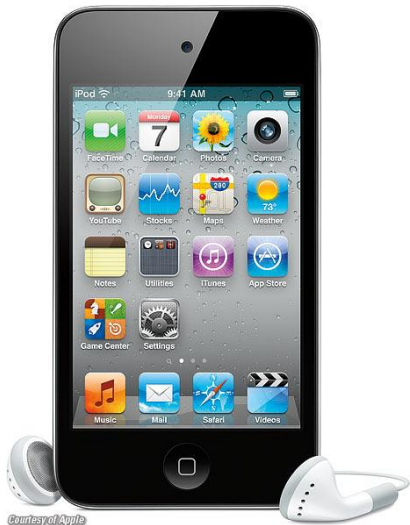


If you are the last one to leave, would you leave your front door wide open?


Student Passwords




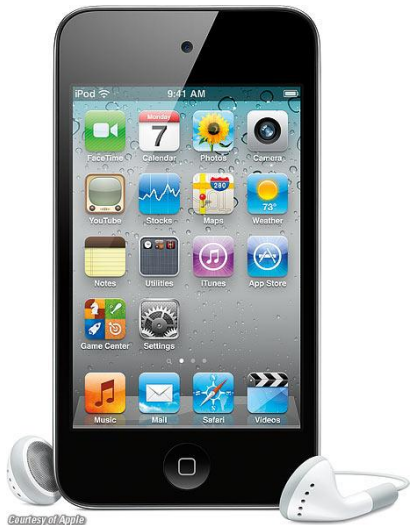
Student Passwords




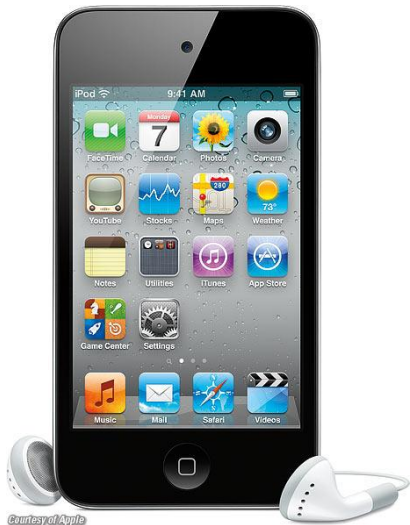
Courtesy of Apple




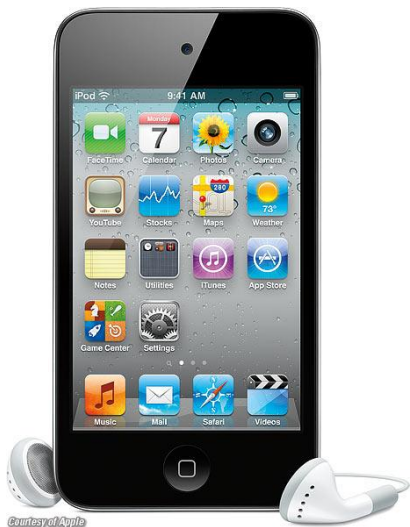
Student Passwords




Student Passwords



Student Passwords



Student Passwords



Student Passwords



Student Passwords



Nearly **13%**
of all
Vehicles Stolen
had the
KEYS LEFT IN THEM

Learn how you can prevent auto theft.

The Pennsylvania Automobile Theft Prevention Authority (ATPA) has created this brochure to help you protect one of the largest investments you make...your vehicle.



Approximately **50%**
of all
Vehicles Stolen
Were **LEFT UNLOCKED**

The same common sense you use with your locker and your student directory should also be used with any online activity that requires a username and password.

- Social Network Sites: Facebook, MySpace, etc.
- Video Games w/multiplayer capabilities: Minecraft, Perfect World.
- E-mail

Always log off from an Internet site when you are finished with it.

Do Not walk away from a website that is logged on with your user name and password!

[> District Home](#) [> Login](#) [> Help](#) [> Search](#)



Big Spring School District

"Building on the past, looking to the future."

[WELCOME](#)

[OUR SCHOOLS](#)

[SCHOOL BOARD](#)

[COMMUNICATIONS](#)

[DEPARTMENTS](#)

[COMMUNITY](#)

[RESOURCES](#)

[DISTRICT CALENDAR](#)

[QUICK LINKS](#)

LOGIN

▶ Username:

Password:

LOGIN

[Forgot Password?](#)

Always log off from a computer when you are finished with it.

Do Not walk away from a computer that is logged on with your user name and password!

Log On to Windows



Copyright © 1985-2001
Microsoft Corporation

Microsoft


User name:

Password:

Log on to:



Etiquette

et·i·quette  *noun* \ 'e-ti-kət, -ket \

: the rules indicating the proper and polite way to behave



Big Spring School District Internet Access and Usage Policy (AUP)

Signature Page – Student

PURPOSE

The purpose of computer network use, including Internet access, shall be to support education and academic research in and among the schools in the Big Spring School District by providing unique resources and the opportunity for collaborative work.

Network facilities shall be used to support the District's curriculum and to support communications and research for students, teachers, administrators, and support staff.

AUTHORITY

The Big Spring School District reserves the right to monitor and log network use and files/server space utilization by District users. It is often necessary to access user accounts in order to perform routine maintenance and security tasks. User accounts are therefore the property of the Big Spring School District. Students should have no expectation of privacy or confidentiality in the content of electronic communications, Internet access, or other computer files sent and received on the school computer network or stored in his/her directory. The school computer network's system operator, or other authorized school employee, may, at any time and without prior warning, review the subject, content, and appropriateness of electronic communications, Internet access or other computer files and remove them if warranted, reporting any violation of rules to the school administration or law enforcement officials. The District reserves the right to remove a user account from the network to prevent further unauthorized or illegal activity if this activity is discovered.

ACCEPTABLE USE

The use of the computer network and other digital technology must be in support of education and research and consistent with the educational objectives of the Big Spring School District. Use of network and computer resources must comply with the Acceptable Use Policy. Network accounts are to be used only by the authorized owner of the account for authorized purposes. Use of unnumbered 3G / 4G networks to access the Internet and its content is prohibited. Use of any District computer and other digital technology, unless and until the individual has signed this form is prohibited.

Students are required to submit an acceptable use agreement signed by the student and a parent at the beginning of each school year. The acceptable use agreement shall remain in effect until a new agreement is signed.

The determination as to whether a use is appropriate lies solely within the discretion of the Big Spring School District.

PROHIBITIONS

The use of the computer network for illegal, inappropriate, or unethical purposes by students or employees is prohibited. More specifically, the following uses are prohibited:

1. Use of the network to facilitate or engage in inappropriate or illegal activity.
2. Use of the network for commercial, for-profit or political purposes.
3. Use of the network for ~~work~~ or non-school related work.
4. Use of the network for hate mail, discriminatory remarks, bullying or threatening, and offensive or inflammatory communication.
5. Unauthorized or illegal installation, distribution, reproduction, plagiarism, or use of copyrighted materials and/or use of any software or Internet site in violation of ~~any~~ applicable licensing agreement or applicable terms of use.
6. Use of the network to access, send, receive or transmit obscene, sexually explicit or pornographic material, or materials harmful to minors, or failure to report (to a teacher for students and to the network administrator for District employees) anytime when s/he inadvertently visits or accesses a pornographic site.
7. Use of inappropriate language or profanity on the network.
8. Use of the network to transmit material likely to be offensive, objectionable, or that ~~disrupts~~ real or potential disruption to the learning environment.
9. Use of the network to intentionally, willfully, maliciously, or through reckless indifference obtain or modify files, passwords, and data belonging to other users.
10. Impersonation of another user, anonymity, and pseudonyms.
11. Use of network facilities for fraudulent copying, communications, or modification of materials in

violation of copyright laws.

12. Destruction, modification, or abuse of network hardware and software.
13. Attempting to by-pass, disable or circumvent any filter, blocking software or other security measure that may be used or installed by the District.
14. Intentionally entering any secure or confidential area of the District's systems, network(s), computers or other digital technology without proper authority.
15. Knowingly infecting any computer with any virus.
16. Deleting or removing any program, application, security feature, or virus protection from any District computer or other digital technology.
17. Planting any virus, pornography, or other prohibited content or software on anyone's computer or other digital technology.

WEB 2.0/SOCIAL MEDIA

Big Spring School District social media guidelines encourage students and staff to work, learn, and share information collaboratively using Web 2.0 tools. Our Learning Management System (LMS) offers many of these tools in a secure, controlled environment. To maintain a safe environment for the students, online activities should take place within the LMS whenever possible. It is important to create an atmosphere of trust and individual accountability, keeping in mind that information produced by Big Spring School District students is a reflection on the entire District and is subject to the District's Acceptable Use Policy (AUP). Education on proper use of Web 2.0 tools will be accomplished through the District's Internet Safety Instructional Plan.

The growing use of social media (online posting and collaboration) should be considered an extension of the classroom. Any online activity that would not be appropriate in the classroom should not be conducted online. School policy and consequences extend to the online learning environment.

As outlined in the District's Acceptable Use Policy, the Big Spring School District is not creating a public forum, open public forum, or limited public forum through its LMS or approved Web 2.0 tools.

Students should at all times respect the privacy of the community. Do not divulge or post online personal information about any members of the school community without permission. High standards for appropriate online communication must be maintained. Digital information may leave a long-lasting or even permanent record with the possibility of becoming public without your knowledge or consent.

CONSEQUENCES

The network user shall be responsible for damages to the equipment, systems, and software resulting from deliberate or willful acts.

Failure to follow the procedures and prohibited uses previously listed in this policy may result in loss of network access.

Illegal use of the network; intentional deletion or damage to files of data belonging to others; copyright violations or theft of services will be reported to the appropriate legal authorities for possible prosecution.

Violations of this policy by a student may result in corrective action up to and including suspension, expulsion, or criminal action.

ACKNOWLEDGEMENT

I have read, understood and agree to abide by the Big Spring School District Internet Access and Usage Policy.

Printed Name, _____

Student Signature, _____ Date, _____

Parent Signature, _____ Date, _____

Big Spring School District Internet Access and Usage Policy (AUP)
Signature Page – *Student*

PURPOSE The purpose of computer network use, including Internet access, shall be to support education and academic research in and among the schools in the Big Spring School District by providing unique resources and the opportunity for collaborative work. Network facilities shall be used to support the District's curriculum and to support communications and research for students, teachers, administrators, and support staff.

AUTHORITY The Big Spring School District reserves the right to monitor and log network use and fileserver space utilization by District users. It is often necessary to access user accounts in order to perform routine maintenance and security tasks. User accounts are therefore the property of the Big Spring School District. Students should have no expectation of privacy or confidentiality in the content of electronic communications, Internet access, or other computer files sent and received on the school computer network or stored in his/her directory. The school computer network's system operator, or other authorized school employee, may, at any time and without prior warning, review the subject, content, and appropriateness of electronic communications, Internet access or other computer files and remove them if warranted, reporting any violation of rules to the school administration or law enforcement officials. The District reserves the right to remove a user account from the network to prevent further unauthorized or illegal activity if this activity is discovered.

ACCEPTABLE USE The use of the computer network and other digital technology must be in support of education and research and consistent with the educational objectives of the Big Spring School District. Use of network and computer resources must comply with the Acceptable Use Policy. Network accounts are to be used only by the authorized owner of the account for authorized purposes. Use of unauthorized 3G / 4G networks to access the Internet and its content is prohibited. Use of any District computer and other digital technology, unless and until the individual has signed this form is prohibited.

Students are required to submit an acceptable use agreement signed by the student and a parent at the beginning of each school year. The acceptable use agreement shall remain in effect until a new agreement is signed.

The determination as to whether a use is appropriate lies solely within the discretion of the Big Spring School District.

PROHIBITIONS The use of the computer network for illegal, inappropriate, or unethical purposes by students or employees is prohibited. More specifically, the following uses are prohibited:

1. Use of the network to facilitate or engage in inappropriate or illegal activity.
2. Use of the network for commercial, for-profit or political purposes.
3. Use of the network for nonwork or nonschool related work.
4. Use of the network for hate mail, discriminatory remarks, bullying or threatening, and offensive or inflammatory communication.
5. Unauthorized or illegal installation, distribution, reproduction, plagiarism, or use of copyrighted materials and/or use of any software or Internet site in violation of any applicable licensing agreement or applicable terms of use.
6. Use of the network to access, send, receive or transmit obscene, sexually explicit or pornographic material, or materials harmful to minors, or failure to report (to a teacher for students and to the network administrator for District employees) any time when s/he inadvertently visits or accesses a pornographic site.

PROHIBITIONS The use of the computer network for illegal, inappropriate, or unethical purposes by students or employees is prohibited. More specifically, the following uses are prohibited:

7. Use of inappropriate language or profanity on the network.
8. Use of the network to transmit material likely to be offensive, objectionable, or that presents real or potential disruption to the learning environment.
9. Use of the network to intentionally, willfully, maliciously, or through reckless indifference obtain or modify files, passwords, and data belonging to other users.
10. Impersonation of another user, anonymity, and pseudonyms.
11. Use of network facilities for fraudulent copying, communications, or modification of materials in violation of copyright laws.
12. Destruction, modification, or abuse of network hardware and software.

PROHIBITIONS The use of the computer network for illegal, inappropriate, or unethical purposes by students or employees is prohibited. More specifically, the following uses are prohibited:

13. Attempting to bypass, disable or circumvent any filter, blocking software or other security measure that may be used or installed by the District.

14. Intentionally entering any secure or confidential area of the District's systems, network(s), computers or other digital technology without proper authority.

15. Knowingly infecting any computer with any virus.

16. Deleting or removing any program, application, security feature, or virus protection from any District computer or other digital technology.

17. Planting any virus, pornography, or other prohibited content or software on anyone's computer or other digital technology.

WEB 2.0/SOCIAL MEDIA Big Spring School District social media guidelines encourage students and staff to work, learn, and share information collaboratively using Web 2.0 tools. Our Learning Management System (LMS) offers many of these tools in a secure, controlled environment. To maintain a safe environment for the students, online activities should take place within the LMS whenever possible. It is important to create an atmosphere of trust and individual accountability, keeping in mind that information produced by Big Spring School District students is a reflection on the entire District and is subject to the District's Acceptable Use Policy (AUP). Education on proper use of Web 2.0 tools will be accomplished through the District's Internet Safety Instructional Plan. The growing use of social media (online posting and collaboration) should be considered an extension of the classroom. Any online activity that would not be appropriate in the classroom should not be conducted online. School policy and consequences extend to the online learning environment.

As outlined in the District's Acceptable Use Policy, the Big Spring School District is not, creating a public forum, open public forum, or limited public forum through its LMS or approved Web 2.0 tools.

Students should at all times respect the privacy of the community. Do not divulge or post online personal information about any members of the school community without permission. High standards for appropriate online communication must be maintained. Digital information may leave a long-lasting or even permanent record with the possibility of becoming public without your knowledge or consent.

CONSEQUENCES The network user shall be responsible for damages to the equipment, systems, and software resulting from deliberate or willful acts.

Failure to follow the procedures and prohibited uses previously listed in this policy may result in loss of network access.

Illegal use of the network; intentional deletion or damage to files of data belonging to others; copyright violations of theft of services will be reported to the appropriate legal authorities for possible prosecution.

Violations of this policy by a student may result in corrective action up to and including suspension, expulsion, or criminal action.

ACKNOWLEDGEMENT I have read, understood and agree to abide by the Big Spring School District Internet Access and Usage Policy.

Printed

Name: _____

Student Signature: _____

Date: _____

Parent Signature: _____

Date: _____

Online Etiquette

Online Etiquette



Online Etiquette

- Social Network Sites: Facebook, MySpace, etc.
- Video Games w/multiplayer capabilities: Minecraft, Perfect World, Call of Duty, etc.
- E-mail

Online Etiquette

1. E-mail makes it easy to stay in touch with friends and family. Make sure you don't respond to e-mails from people you don't know.

Online Etiquette

1. E-mail makes it easy to stay in touch with friends and family. Make sure you don't respond to e-mails from people you don't know.
2. Tell a parent, teacher or trusted adult if you see anything on the Internet that makes you feel uncomfortable.

Online Etiquette

1. E-mail makes it easy to stay in touch with friends and family. Make sure you don't respond to e-mails from people you don't know.
2. Tell a parent, teacher or trusted adult if you see anything on the Internet that makes you feel uncomfortable.
3. Avoid using ALL CAPS when you type. It's considered shouting online.

Online Etiquette

4. Never give out personal information to someone you meet online like your real name, address, telephone number or the school you attend. Only use your member name or e-mail address when chatting or sending e-mail.

Online Etiquette

4. Never give out personal information to someone you meet online like your real name, address, telephone number or the school you attend. Only use your member name or e-mail address when chatting or sending e-mail.
5. Don't open files attached to e-mails from someone you don't know. They could contain a computer virus or material that could make you feel uncomfortable.

Online Etiquette

6. No one should ever ask you to keep secrets from your parents. If someone you meet online asks you to keep a secret from them, tell your parents right away.

Online Etiquette

6. No one should ever ask you to keep secrets from your parents. If someone you meet online asks you to keep a secret from them, tell your parents right away.
7. Remember...everything you write on the Internet is public and can be read by anyone online. If you want information to be kept private, then write it in your diary or journal - don't write it for the world to see. It could be read by the wrong people.

Online Etiquette

8. Don't post any photos of yourself, friends or family online. Bad people can edit and repost those pictures on inappropriate Internet sites.

Online Etiquette

8. Don't post any photos of yourself, friends or family online. Bad people can edit and repost those pictures on inappropriate Internet sites.
9. Cyberpals are strangers. Never agree to get together with someone you meet online. And make sure to tell your parents, teacher or trusted adult if someone asks you to meet.

Online Etiquette

10. Don't use rude and offensive language. There are so many other words from which to choose.

Online Etiquette

10. Don't use rude and offensive language. There are so many other words from which to choose.
11. If you visit a Web site that requires you to provide personal information, ask your parents first. And ask your parents before buying anything online.

Online Etiquette

12. Don't accept gifts, such as toys or money, from someone you meet online. The person may be trying to trick you into giving your personal information. Always tell your parents if someone you don't know offers you gifts.

Online Etiquette

12. Don't accept gifts, such as toys or money, from someone you meet online. The person may be trying to trick you into giving your personal information. Always tell your parents if someone you don't know offers you gifts.

13. Avoid spamming - it's like sending a bunch of annoying junk mail.

Online Etiquette

12. Don't accept gifts, such as toys or money, from someone you meet online. The person may be trying to trick you into giving your personal information. Always tell your parents if someone you don't know offers you gifts.

13. Avoid spamming - it's like sending a bunch of annoying junk mail.

14. Be careful when using humor online - people don't always get it. Try using smiley faces when you want to be funny.

Online Etiquette

15. Remember...you can't see or hear the people you are talking to online, so it's easy for people to lie. Someone could say she is a "12-year-old-girl," but, in reality, is actually an older man.

Online Etiquette

15. Remember...you can't see or hear the people you are talking to online, so it's easy for people to lie. Someone could say she is a "12-year-old-girl," but, in reality, is actually an older man.
16. Don't send "flames." Cyber bullying is very hurtful and can get you in trouble with your parents and school. Never say anything online about someone that you wouldn't say to the person if she was sitting next to you. These are useless messages that hurt people's feelings.

Online Etiquette

17. Avoid adults only Web sites. If you accidentally encounter one, leave the site immediately.

Online Etiquette

17. Avoid adults only Web sites. If you accidentally encounter one, leave the site immediately.
18. Be concise. E-mail, chats and instant messages are better if your messages are short.

Online Etiquette

19. See if your Internet Service Provider has a "friends" list that allows you to control who can visit your profile, site or blog. If so, allow only people you know and trust. If you don't use privacy features, anyone can see your info - including people with bad intentions.

Online Etiquette

19. See if your Internet Service Provider has a "friends" list that allows you to control who can visit your profile, site or blog. If so, allow only people you know and trust. If you don't use privacy features, anyone can see your info - including people with bad intentions.
20. Always remember...it's great to ride the wave of the Internet - just use your head while surfing.